

DIESEL NO_x REDUCTION BY PREHEATING INLET AIR

Mhia Md. Zaglul Shahadat, Md. Nurun Nabi and Md. Shamim Akhter

Department of Mechanical Engineering
Rajshahi University of Engineering and Technology, Bangladesh.

ABSTRACT

This study shows the effect of inlet air preheating by exhaust gases on diesel combustion and exhaust emission with neat diesel fuel and diesel kerosene blend in a diesel engine. The experimental results show that at an elevated inlet air temperature after warming up the engine, oxides of nitrogen (NO_x), carbon monoxide (CO) and engine noise decrease for medium load condition using the newly designed system. Comparatively better overall engine performance is found for high load condition with the new set up. The reduction in emissions with the new set up may be due to significant reduction in ignition delay and better combustion because of higher inlet air temperature.

Keywords: Air preheating, Exhaust emission, Ignition delay.

1. INTRODUCTION

As for the fuels in diesel engines, research has been conducted to clarify the effects of fuel properties on diesel combustion and exhaust emissions. For example, sulfur content in fuels has been reduced in order to improve the acid rain problem and its reduction down to 0.05 wt-% was set as regulations to reduce particulate levels. Other fuel properties related to the improvement of engine performance and emissions include sulfur content, aromatic content, ignitability, oxygen content, viscosity and distillation temperature [1-3], [5], [7], [9], [13-17]. As for oxygen content or oxygenates, the addition of lower alcohols such as methanol and ethanol to diesel fuel was effective to reduce particulate emissions without sacrificing other emission components [6], [18]. However, there were problems as the methanol has inherently poor solubility to diesel fuel and poor lubricity, and its lower ignitability made it impossible to use neat alcohols or high blending ratios in conventional diesel fuel without special measures to improve ignition. Non-alcohol organic compounds have also been investigated to improve diesel combustion and emissions [4], [8], [19]. Methyl-t-butyl ether (MTBE) is a promising oxygenated fuel, which has already been used as an octane improver in gasoline. While having extremely poor ignitability like lower alcohols, MTBE may be more easily utilized in diesel engines as it has infinite solubility in diesel fuel. Dimethyl ether (DME) is another recent promising oxygenated fuel easily made from methanol, natural gas or coal [6], [10-12].

The DME has very high ignitability, different from lower alcohols and MTBE, but its utilization in diesel engines is not easy, as DME is gaseous under atmospheric conditions.

Some reports have mentioned the effects of blending of liquid oxygenated agents to diesel fuels on diesel combustion and emissions [4], [8], [18-19].

Miyamoto et al [8] investigated eight kinds of oxygenates blended with conventional diesel fuel up to 10 vol-%. The results indicated that smoke and particulates were effectively reduced without sacrificing other emissions or thermal efficiency and that the reduction depended almost entirely on the oxygen content of the fuels.

Exhaust NO_x can be reduced by in-cylinder combustion improvement [21]. This study investigated the effect of inlet air preheating on in-cylinder combustion and exhaust NO_x. The influence of improved fuel properties on the exhaust NO_x is also discussed. Inlet air preheating induces higher level of excitation of air particles and there is good evaporation of fuel particles and consequently ignition delay become shorter. Due to better evaporation and shorter ignition delay, there is less fuel adhering to the combustion chamber wall and therefore small amount of fuel accumulated in the combustion chamber before ignition is started which may produce low NO_x emission as well as low noise and vibration [22].

In this work, a new set up has been designed for inlet air heating. The experiment has been conducted with neat fuel and diesel kerosene blend in a four-stroke naturally aspirated (N/A) direct injection (DI) diesel engine.

2. EXPERIMENTAL SET UP AND PROCEDURE

The experiment was conducted in a four-stroke DI diesel engine. The specification of the tested engine has been shown in Table-1. Conventional diesel fuel and diesel kerosene blend was alternatively used as fuels.

The properties of the tested fuels are shown in Table-2. Figure 1 shows a schematic diagram of the inlet air preheating system. The rpm was measured directly from the tachometer attached with the engine shaft.

The outlet temperature of cooling water and exhaust gas temperature was measured directly by using thermometer attached to these lines.

A digital exhaust gas analyzer (Table 3) was used to measure exhaust gas emissions. Engine noise was measured at a constant distance from the engine by a sound level meter (Model CEL-228).

Since heat transfer depends upon area, the area of heat transfer between exhaust and inlet pipes was extended as far as possible. To accomplish this, the maximum length of exhaust pipe was surrounded by inlet air passage so as to extract maximum quantity of heat from exhaust gases. To reduce heat transfer to atmosphere from inlet air, inlet passage was insulated by plaster of paris whose heat resistivity is comparatively higher. Figure 2 shows the heat transfer phenomenon. Overall heat transfer from exhaust gas to inlet air was calculated by the following equation [23]:

$$q = UA\Delta T_{\text{overall}}$$

where,

A = area of heat flow,

U = overall heat transfer co-efficient and

ΔT = difference between average exhaust gases temperature (T_E) and average inlet air temperature (T_A)

U can be evaluated by the following equation:

$$U = \frac{1}{R_1 + R_2 + R_3}, R_1 = \frac{1}{h_i A_i}, R_2 = \frac{\ln(r_o - r_i)}{2\pi k l},$$

and

$$R_3 = \frac{1}{h_o A_o}$$

The overall heat transfer coefficient is calculated based on the inside area of the exhaust pipe. Setting the value of U in the above equation we have the following equation for q.

$$q = \frac{T_E - T_A}{1/h_i A_i + \ln(r_o / r_i) / 2\pi k L + 1/h_o A_o}$$

where,

h_i = convection heat transfer co-efficient of exhaust gases

h_o = convection heat transfer co-efficient of inlet air

k = thermal conductivity of exhaust pipe material

A_o, A_i = outlet and inlet heat transfer area respectively

r_o, r_i = outer and inner radius of the exhaust pipe respectively

L = length of heat transfer area

Table 1: Specification of tested diesel engine

Items	Specification
Type	1-cylinder, 4-stroke
Bore x Stroke	95 x 115 mm
Rated output	10 KW/2000 rpm
Compression ratio	20:1
Type of cooling	Water evaporative type
Injection pressure	14 MPa

Table 2: Properties of tested fuels

Tested fuels	Dist. temp. 90% (°C)	Cal. Value (MJ/kg)	Density (g/cc)	Cetane no.
Diesel	336	42.74	0.830	50
Kerosene	170	43.0	0.740	25

Table 3: Specification of gas analyzer

Items	Specification
Type	IMR 1400 Digital, portable
Calibration	Automatic zero point calibration after switch on calibration time 1 minute
Fuels	Oil light, natural gas, town gas, coal gas, liquid gas, coal and wood dry.
Gas probe	Heated probe with PTC resistor temperature 65°C (Thermocouple Ni-Cr)
Gas hose	3-Way-Hose, Length 3.5 m
Air-probe	Integrated current sensor
Dust filter	Cellpor-filter, 4 micron
Operating temperature	-10 °C to + 40 °C
Power supply	Main 230V/50-60 Hz

2.1 Controlling of Inlet Air Temperature

Inlet air is preheated by taken heat from exhaust gases in the air preheating passage which is surrounded the exhaust pipe due to the counter flow heat exchanging phenomena. Amount of heat extracting from exhaust gases depends upon the exhaust gas temperature and mass of exhaust gases flow through the inlet air preheating passage. For a specific engine operating condition (specific load and speed) exhaust temperature is constant. In this case inlet air temperature is varied by allowing the different mass of exhaust gases flow through the inlet air preheating passage. Higher inlet air temperature is provided due to the following of comparatively large amount of exhaust through designed pre heating passage. By controlling the valve A and B, different mass of exhaust gases is permitted through preheating passage.

3. RESULTS AND DISCUSSION

3.1 Effect Of Inlet Air Preheating on Diesel Combustion and Emissions

Figure 3 shows the effect of inlet air preheating on NOx emission. Without preheating, the temperature was

recorded as 32°C and with preheating, the inlet air temperature was set at 55°C by controlling the exhaust gas valve. The data was taken at medium load condition. Here conventional diesel fuel was used as test fuel. Engine load means the load on engine shaft. From this load, brake output power, brake torque and brake mean effective pressure (BMEP) can be calculated. It is seen from the Figure that with the increase in engine speed, NOx emission increases for both systems. But compared to without

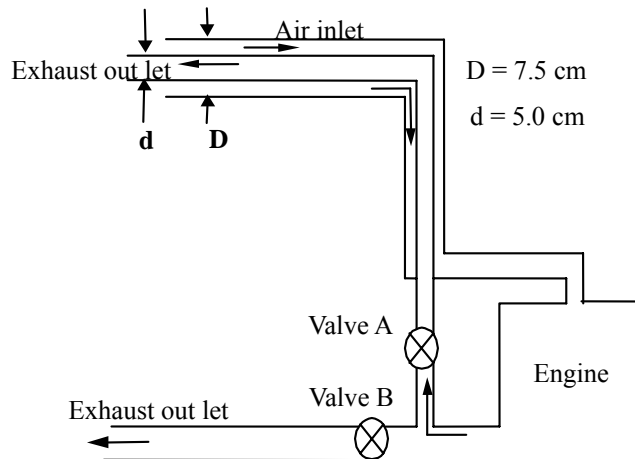


Fig 1. Experimental Set up

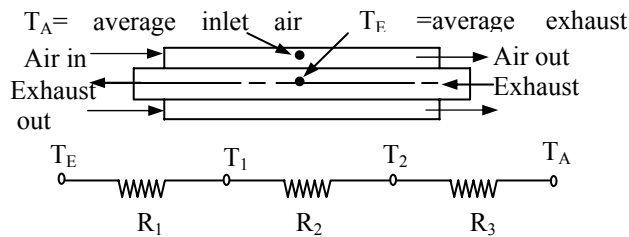


Fig 2. Heat transfer phenomena

preheating, a significant reduction in NOx emission was found when the air was preheated. This remarkable reduction in NOx emission may be caused by the reduction in ignition delay, which reduces engine emissions. When the attachment is fixed to the engine, better combustion may be expected due to the heating of incoming air.

Figure 4 illustrates the effect of air preheating on CO emission for both systems. The experiment was conducted for the same operating conditions as explained in Figure 3. As compared to without air preheating system, air preheating system shows significant CO reduction for all engine speed conditions. The reduction in CO emission may be due to the burning of unburnt hydrocarbon by the higher temperature of air entering the combustion chamber.

Figure 5 depicts the effect of air preheating on engine noise using with and without the attachment under

conditions mentioned earlier. It is clearly evident from the Figure that air-preheating system reduces engine noise for all engine speed conditions as compared to without air preheating system.

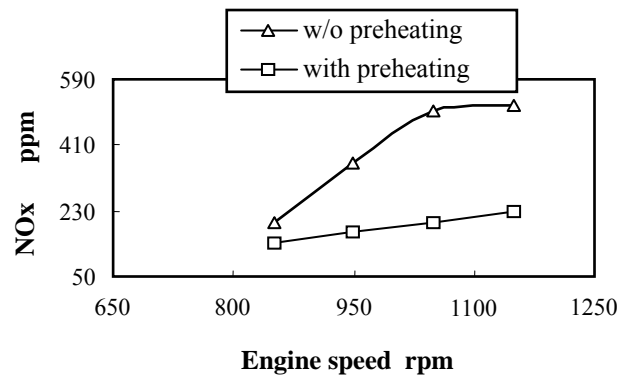


Fig 3. Effect of air preheating on NOx emission (w/o preheating, temp = 32°C, with preheating, temp. = 55°C)

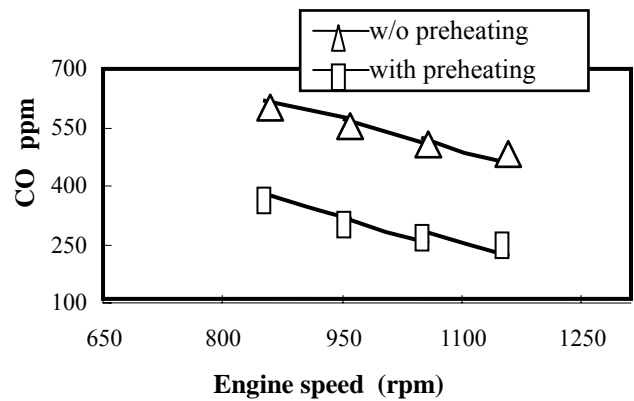


Fig 4. Effect of air preheating on CO emission (w/o preheating, temp.=32°C, with preheating, temp.=55°C)

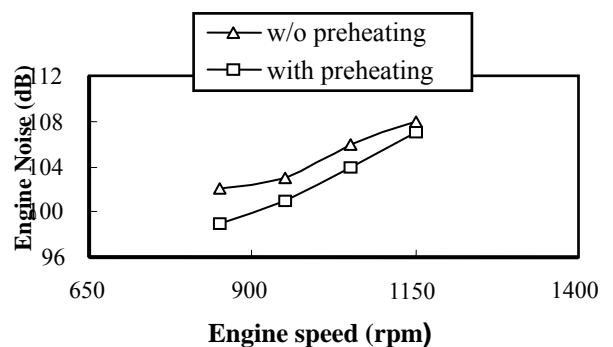


Fig 5. Effect of air preheating on engine noise (w/o preheating, temp.=32°C, with preheating, temp.=55°C)

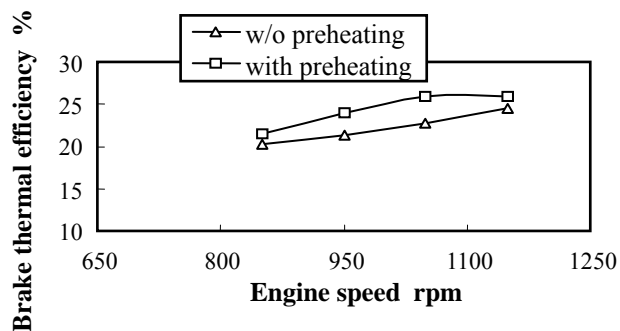


Fig 6. Effect of air preheating on efficiency (w/o preheating, temp.=32°C, with preheating temp.=55°C)

Figure 6 demonstrates the effect of inlet air preheating on engine brake thermal efficiency using with and without the air preheating system. The experiment was conducted under the same operating conditions as explained above. It is seen from the Figure that air preheating system increases engine brake thermal efficiency for every engine speed as compared to without the air preheating system. The reason for increasing the brake thermal efficiency with the air preheating attachment is for the low CO emission and may be the high degree of constant volume combustion. High combustion efficiency may be the other reason for brake thermal efficiency improvement.

Figure 7 and 8 displays the effect of inlet air temperature on emissions (CO, NOx) and brake thermal efficiency. The inlet air temperature was varied from 32°C to 60°C by controlling the amount of exhaust gases. Air at 32°C was without preheating system (normal air). Figure 7 shows that with air preheating attachment, CO and NOx emissions decrease, while Figure 8 indicates that the brake thermal efficiency increases for every inlet air temperature condition. The reason for reduction in emissions (CO, NOx) and improvement in brake thermal efficiency is caused by the improvement in combustion efficiency and better degree of constant volume combustion as explained earlier in Figures 3, 4 and 6.

Figure 9 shows the effect of inlet air preheating at different engine speeds on NOx emission with neat diesel fuel and diesel kerosene blend. Here conventional diesel fuel and diesel kerosene blend (10% by volume) are used as tested fuels. Without heating the temperature was recorded as 32°C and with heating, the inlet air temperature was set at 55°C. The data was taken at medium load condition. For both fuels, NOx emission increases with engine speed. It is seen from the Figure that NOx emission for 10% kerosene blend is comparatively lower than that of neat diesel fuel at various engine speeds though diesel kerosene blend is lower grade fuel. This lower NOx emission may be caused by the reduction in ignition delay, which also reduces engine emissions. When the attachment is fixed to the engine, better combustion may expect due to the heating of incoming air, which is the dominating factor even though kerosene possesses lower cetane number.

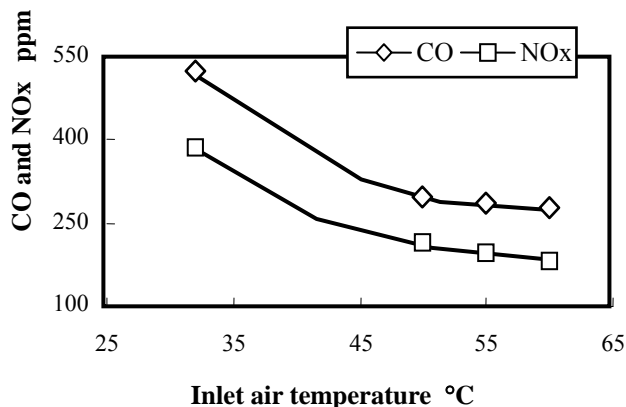


Fig 7. Effect of inlet air temperature on engine CO and NOx emissions (Engine speed 1050 rpm)

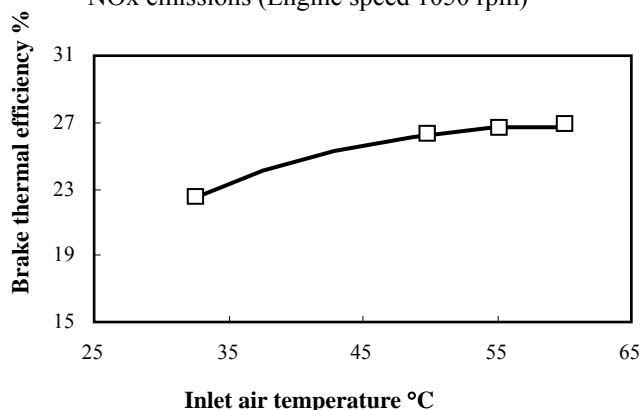


Fig 8. Effect of inlet air temperature on brake thermal efficiency (engine speed 1050 rpm)

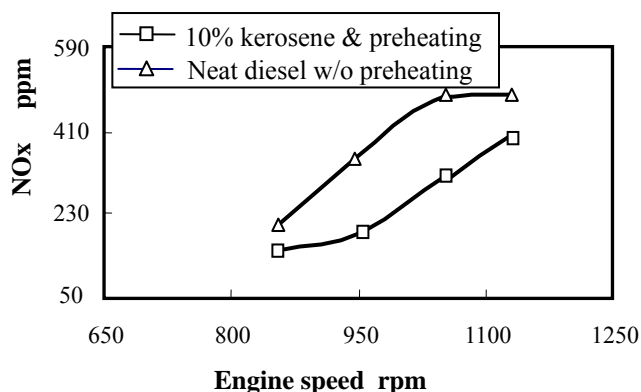


Fig 9. Effect of engine speed on NOx emission with neat diesel fuel using no preheating attachment and diesel kerosene blend with air preheating (w/o preheating, temp.=32°C, with preheating, temp.=55°C)

Figure 10 illustrates the effect of air preheating on CO emission for both systems with neat diesel fuel and diesel-10% kerosene blend at different engine speeds. The experiment was conducted for the same operating conditions as explained in case of Figure 9. During combustion, CO formation is reduced with engine speed for both arrangements due to the increase of air squish in combustion chamber as well as better air fuel mixing. From the Figure it is clear that CO emission is remarkably lower for diesel-10% kerosene blend with air

pre heating system as compared to the neat diesel fuel at every engine speed. This reduction in CO emission may be due to the burning of unburnt hydrocarbon by the higher temperature of incoming air to the combustion chamber. Beyond certain engine speed reduction of CO emission and difference in CO formation is not significant due to over lean mixture of air fuel at higher engine speed. However, the experiment was not conducted up to that speed.

Figure 11 demonstrates the effect of air preheating on engine brake thermal efficiency with and without the air preheating system with neat diesel fuel and diesel-10% kerosene blend. It is seen from the Figure that diesel kerosene blend with air preheating system increases engine brake thermal efficiency for all engine speed conditions as compared to without the air preheating system with neat diesel fuel. The reason for increasing the brake thermal efficiency with the air preheating system may be due to the low CO emission and the high degree of constant volume combustion though ignition delay of kerosene is longer. Higher combustion efficiency may be the other reason for brake thermal efficiency improvement. Form the Figure it is also evident that at higher engine speed brake thermal efficiency is near about the same for both the systems because at higher engine speed, duration of premixed combustion is shorter, which is more dominating factor than inlet air temperature.

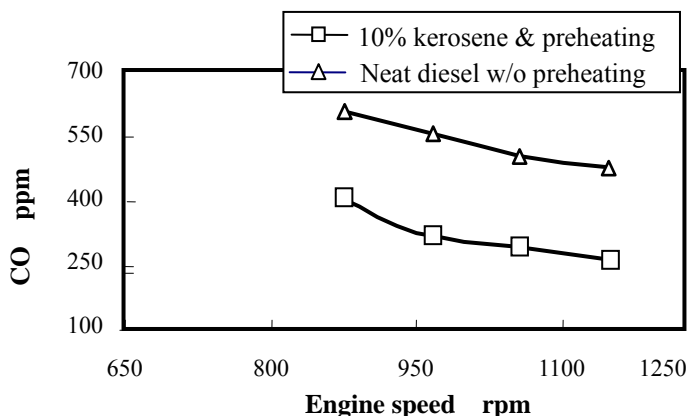


Fig 10. Effect of engine speed on CO emission with neat diesel fuel using no attachment and diesel kerosene blend with air preheating (w/o preheating, temp.=32°C, with preheating, temp.=55°C)

3.2 Comparison Between Theoretical And Experimental Value

For experimental value of inlet temperature 60°C, it is found that the theoretical inlet temperature is 66°C which is 10% higher than experimental value and it is mainly caused due to the convection heat loss and low thermal conductivity of the exhaust pipe.

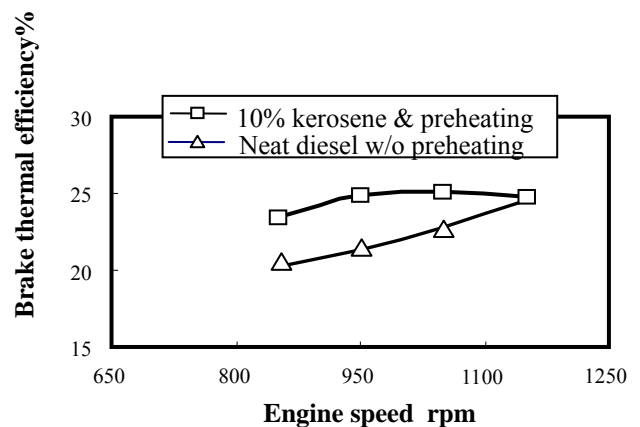


Fig 11. Effect of engine speed on brake thermal efficiency with neat diesel fuel using no attachment and diesel kerosene blend with air preheating (w/o preheating, temp.=32°C, with preheating, temp.=55°C)

4. CONCLUSIONS

In this work an air preheating system has been designed, and fabricated and its effect has been tested on diesel combustion and exhaust emissions. The results of this work may be summarized as follows:

- NOx emission is reduced with the new air preheating set up. Higher inlet air temperature is caused the lower ignition delay, which is responsible for lower NOx formation with air preheating. Uniform or better combustion is occurred due to pre heating of inlet air, which also causes lower engine noise.
- Easy vaporisation and better mixing of air and fuel occur due to warm up of inlet air, which causes lower CO emission.
- Heat energy is recovered from the exhaust gases, which causes lower heat addition, thus improving engine thermal efficiency.
- Low grade fuel, such as, kerosene can be used in diesel engine by blending with conventional diesel fuel. Using the air preheating system and 10% kerosene blend as fuel, the thermal efficiency is improved and exhaust emissions (NOx and CO) is reduced as compared to neat diesel fuel without using air preheating system.

5. REFERENCES

- Likos, B., Kalahan, T. J. and Moses, C. J., 1982, "Performance and emissions of ethanol and ethanol-diesel blends in a direct injected and pre-chamber diesel engines", SAE Paper No. 821039.
- Sienicki, E. J., Jass, R.E., NacCathy, C. I., Slodwske, W. J. and Krodel, A. L., 1990, "Diesel fuel aromatic and cetane number effects on combustion and emissions from a prototype 1991 diesel engine", SAE Paper No. 902172.
- Bennethum, J. E. and Winsor, R. E., 1991, "Toward improved diesel fuel", SAE Paper No. 912325.
- Tsurutani, K., Takei, Y., Fujimoto, Y., J. Matsudaira,

- and M. Kumamoto,1995, "The effect of fuel properties and oxygenates on diesel exhaust emissions", SAE Paper No. 952349.
5. M. Fukuda, D.R. Tree, D.E. Foster and .R. Suhre,1992, "The effect of fuel aromatic structure and content on direct injection diesel engine particulates", SAE Paper No. 920110.
 6. M. Konno, S. Kajitani, M. Oguma, T. Iwase and K. Shima,1999, "NO emission characteristics in CI engine fueled with neat dimethyl ether", SAE Paper No. 1999-01-1116.
 7. N. Miyamoto,1997, "Emission reduction and fuels in high-speed diesel engine", *Proceedings of international conference on internal combustion engine in China, International publishers*, p-69.
 8. N. Miyamoto, T. Arima and K. Obata, 1996,"Improvement of diesel combustion and emissions with various oxygenated fuel additives", SAE Paper No. 962115.
 9. R. A. Baranescue,1988, "Influence of fuel sulfur on diesel particulate emissions", SAE Paper No. 881174.
 10. S. C. Sorenson, and S. Mikkelson,1995, "Performance and emissions of a 0.273 liter direct injection diesel engine fueled with neat dimethyl ether", SAE Paper No. 950064.
 11. S. Kajitani, C.L. Chen, M. Konno and K.T. Rhee,1997, "Engine performance and exhaust characteristics of direct injection diesel engine operated with DME", SAE Paper No. 972973.
 12. S. Kajitani, C.L. Chen, M. Oguma, M. Alam and K.T. Rhee,1998, "Direct injection diesel engine operated with propane and DME blended fuel", SAE Paper No. 982536.
 13. S. Kobayashi, T. Nakajima, And M. Hori,1991, "Effect of fuel sulfur and aromatics on diesel exhaust emissions", *JSAE, Autumn Convention Proceedings* 912, vol-2, No. 912221.
 14. T. L. Ulman, R.L. Mason and D.A. Montalvo,1990, "Effects of fuel aromatics, cetane number, and cetane improver on emissions from a prototype heavy-duty diesel engine", SAE Paper No. 902171.
 15. T. Murayama, N. Miyamoto, T. Yamada, J. Kawashima and K. Itoh,1982, "A method to improve the solubility and combustion characteristics of alcohol-diesel fuel blends", SAE Paper No. 821113.
 16. W. W. Lange,1991, "The effect of fuel aromatic structure and content on particulate emissions in heavy duty truck engines under transient operating conditions", SAE Paper No. 912425.
 17. X. Montage, and B. Martin,1991, "Relation between chemical composition and pollutant emissions from diesel engines", 13th World Petroleum Congress, Buenosaires.
 18. Y. Akasaka, T. Curran, T. Sasaki, S. Kato, and S. Onishi,1990, "Evaluation of oxygenated fuel by direct injection and direct fuel injection impingement diffusion combustion diesel engines", SAE Paper No. 901566.
 19. Y. Akasaka, and Y. Sakurai,1994, "Effect of fuel properties and oxygenates on diesel exhaust emissions from heavy duty DI diesel engine", SAE Paper No. 942023.
 20. R. Minobe,1977, "Method of measuring odors at the discharge port on the ground surface at the site boundary line", Notification No. 238 of Tokyo Metropolis, 1.
 21. N. Miyamoto,1972, T. Murayama, and S. Fukazawa, " A study on low compression ratio diesel engines-relation between compressibility and performance", *Bulletin of the JSME*, 15-90.
 22. M. M. Roy and Hideyuki Tsunemoto,2002, "Effect Of Injection Pressure And Split Injection On Exhaust Order And Engine Noise In Diesel Engines" SAE Paper No. 2002-01-2874.
 23. J.P. Holman, 2002, *Text book of heat transfer*, 9th edition, McGraw Hill publisher (NY), USA (2002).