

A FINITE ELEMENT STUDY OF ELASTIC-PLASTIC HEMISPHERICAL CONTACT BEHAVIOR AGAINST A RIGID FLAT UNDER VARYING MODULUS OF ELASTICITY AND SPHERE RADIUS

Biplab Chatterjee and Prasanta Sahoo

Department of Mechanical Engineering, Jadavpur University, Kolkata, India

ABSTRACT

The present study considers a finite element analysis of elastic-plastic axi-symmetric hemispherical contact for a frictionless deformable sphere pressed by a rigid flat. The material of the sphere is modeled as elastic perfectly plastic. Analysis is carried out to study the effect of varying modulus of elasticity and sphere radius in wide range of dimensionless interference until the inception of plasticity as well as in plastic range. Results are compared with previous elastic-plastic models. It is found that materials with Young's modulus to yield strength (E/Y) ratio less than and greater than 300 show strikingly different contact phenomena. The dependency of E on dimensionless interference at which the plastic region fully covers the surface is observed. However with different radius, finite element study exhibits similar elastic-plastic phenomena.

Keywords: Elastic-plastic contact, Sphere against flat, ANSYS, Modulus of elasticity, Sphere radius.

1. INTRODUCTION

Contact is necessary in any engineering application to transfer force and power hence it is almost an indispensable field of study. The elastic-plastic contact of a hemisphere with a rigid surface is a fundamental problem to study the major characteristics like localized deformation, the variation in the contact area, the contact force, displacement and the stress distribution in the deformable body. Much interest is devoted in the literature to the reverse case of indentation loading where a rigid sphere penetrates an elasto-plastic half space. It is worthy to emphasize that indentation and hemispherical deformation (this work) are significantly different in the elasto-plastic and fully plastic regimes. One of the earliest models of elastic asperity contact is that of Greenwood and Williamson [1]. This model uses the solution of the frictionless contact of an elastic hemisphere and a rigid flat plane, otherwise known as the hertz contact solution [2]. Some works are restricted to pure plastic deformation of the contacting sphere, based on Abbot and firestone [3]. The works on either pure elastic or pure plastic deformation of the contacting sphere overlook a wide intermediate range of interest where elastic-plastic contact prevails. An attempt to bridge this gap was made by Chang et al [4]. Zhao et al [5] used mathematical manipulation to smooth the transition of the contact load and contact area expressions between the elastic and elastic-plastic deformation regimes. Mathematical models are replaced using finite element model (FEM) concepts recently. Kogut and Etsion (KE) [6] used FEM concept and analyzed the evolution of the elastic-plastic contact with

increasing interference revealing three distinct stages that ranges from fully elastic, elastic-plastic up to fully plastic ($0 < \omega^* \leq 110$). The model provides dimensionless expression for contact area, contact load and mean contact pressure covering a large range of interference values. They inferred that their analysis is normalized in such a way that allowed a general solution, which is independent of specific material and radius of the sphere. A change in the behavior of the mean contact pressure was observed in their analysis at $\omega^* = 6$, which marks the elastic limit of the contact area. To generalize their solution, the numerical solutions were normalized with respect to their corresponding critical values at yielding inception, ω_c , the validity of this normalization was tested by solving the problem for several different material properties ($100 < E/Y < 1000$, $\nu = 0.3$) and sphere radii ($0.1 \text{ mm} < R < 10 \text{ mm}$). Their results show that the entire contact zone is plastic when the dimensionless interference ratio ($\omega/\omega_c = \omega^*$) is 68 and the rate of its radial expansion increases substantially. Moreover when $\omega/\omega_c = 110$, the dimensionless mean contact pressure (p/Y) approaches the value of 2.8. This is identical to the ratio between the hardness and yield strength found experimentally for many materials as indicated by Tabor [7].

Kogut and Etsion [8] studied the maximum tangential load that can be supported by a normally preloaded elastic perfectly plastic spherical contact at the inception of sliding using an approximate semi analytical solution. Sliding inception was interpreted as a failure of the contact. They found that when the normal load is less

than the Hertzian critical load the failure occurs on the contact area. If the normal load exceeds that critical one, the failure occurs below the contact area. Brizmer et al. [9] analyzed and compared the ductile material yielding inception and the brittle material failure inception for two different contact conditions between a smooth elastic sphere and rigid flat and the effect of contact condition and material properties on the termination of elasticity. Jackson and Green (JG) [10] extended the KE model to account the geometry and the material effects in the analysis. They used finer mesh than the KE model and solved for five different yield strengths. They showed markedly different behaviors for the materials with different strengths in the transition from elastic-plastic to fully plastic deformations. For calculating the critical interference, they used material yield strength (Y) directly in their expressions. Their results show that the dimensionless mean contact pressure does not reach 2.8 for most of the yield strength values. The JG solution used E/Y ratio of 952.4, 356.6, 219, 158.1 and 137.74 by varying the values of 'Y' with constant E = 200 GPa. They also analyzed the interference when plastic deformation first reaches the contacting surface at the far right end and the contact surface first becomes entirely plastic for yield strength of 1.619, 1.2653, 0.9115 GPa. Quicksall et al. [11] have taken five hypothetical material properties and studied the error of formulation for KE and JG model. The first test generated contact area and contact force data for five hypothetical metals with Poisson's ratio, yield strength and elastic modulus typical of aluminum, bronze, copper, titanium and malleable cast iron. Non-dimensional interference between $\omega^*=5$ and $\omega^*=250$ were used to generate data in both the elastic-plastic and the plastic regimes except for aluminum at $\omega^*=250$ and malleable cast iron above $\omega^*=10$. Second set of tests generated non-dimensional contact area and contact force data for a generic material in which the elastic modulus and Poisson's ratio were independently varied with yield strength held constant at 200 MPa. Firstly Poisson's ratio was varied between 0.28 and 0.36 with the elastic modulus held constant at 200 GPa. Then the elastic modulus was varied between 160 and 240 GPa with Poisson's ratio held constant at 0.32. The dimensionless interference was set at $\omega^*=20, 80$ and 250 for each test iteration. Jackson et al. [12] used mesh size same as that of JG model and presented results for a range of normalized interference ω^* , from 0.571 to 171. Then the contact force, stress tensor, von mises stresses and the displacement in both the radial and axial directions were recorded. After loading conditions had been simulated; the solution was then restarted and unloaded completely to simulate the residual stresses and the displacements. In order to measure the effect of the material properties on the hemispherical deformation, both aluminum and steel sphere unloaded from $\omega^*=135$; they inferred that the deformation of the hemisphere is dependent on the properties of the material and the interference.

Shankar and Mayuram (SM) [13] studied the evolution of elastic core and the plastic region within the asperity for different Y/E ratios. They varied the yield strength from 250 N/mm² to 2250 N/mm². E equals to

2.07×10^5 N/mm². The range of E/Y is from 83.333 to 500. It was revealed from their analysis that higher dimensionless interference; ω^* is required for the plastic region to just touch the contact surface when E/Y > 166.66 and this ω^* is varied with E/Y ratio. For E/Y < 166.667, this ω^* is constant and equals to 6. Same trend was observed for the entire contact surface to be in plastic. For E/Y > 166.66, the value of ω/ω_c decreases with decrease of E/Y ratio. When E/Y ratio is less than 166.66, the fully plastic contact condition exists at a constant interference ratio of 54. They studied the variation of mean contact pressure (p/Y) as a function of dimensionless interference ratio and observed that materials having low yield strength (i.e. when E/Y > 300) produces results similar to the KE model but p/Y ratio never reaches 2.8. Malayalamurti and Marappan (MM) [14] analyzed the elastic-plastic behavior of a sphere loaded against a rigid flat in two region. One is when E/Y > 300, another when E/Y < 300. They observed that when E/Y < 300, the fully plastic average contact pressure or hardness is not constant. However, the hardness and interference at the inception of fully plastic condition are constant for materials with E/Y > 300. The present work aims to study the qualitative and quantitative contact characteristics of single asperity contact using commercial FEM software ANSYS. Analysis is carried out to study the effect of varying modulus of elasticity and sphere radius in wide range of dimensionless interference until the inception of plasticity as well as in plastic range.

2. FINITE ELEMENT MODEL AND PROCEDURE




Fig 1. Finite element mesh of a sphere generated by ANSYS

To improve upon the efficiency of computation, an axi-symmetric 2-D model is used. The present study utilizes the commercial program ANSYS. The hemisphere is modeled by a quarter of a circle, due to its axisymmetry. A line models the rigid flat. The model refines the element mesh near the region of contact to allow the hemisphere's curvature to be captured and accurately simulated during deformation. The model uses quadrilateral, four node elements to mesh the

hemisphere. The resulting ANSYS mesh is presented in Fig.1. The nodes on the axis of symmetry are fixed in radial direction. Likewise the nodes on the bottom of the hemisphere are fixed in both axial and radial direction. The bilinear isotropic hardening (BISO) option in the ANSYS program is chosen to account the elastic-plastic material response for the single asperity model. The rate independent plasticity algorithm incorporates the von Mises criterion. Tangent modulus is assumed as zero for validating the results with other elastic perfectly plastic models. The KE model uses a maximum of 2944 nodes and JG model uses a constant of 11,101 elements for their analysis. However the present work uses a maximum of 11069 elements for the radius of 1 mm. The mesh density is iteratively increased until the contact force and contact area differed by less than 1% between iterations. In addition to mesh convergence, the model also compares well with the Hertz elastic solution at interferences below the critical interference. This work uses Lagrangian multiplier method. The tolerance of current work is set to 1% of the element width.

There are two ways to simulate the contact problem. The first applies a force to the rigid body and then computes the resulting displacement. The second applies a displacement and then computes the resulting contact force. In both methods, the displacement, stress, and strain can be determined as well as the contact pressure. In this work the latter approach is used. This method is used because the resulting solution converges more rapidly than the former. In this work contact parameters are normalized using the JG model's expression for critical interference (ω_c), critical load (P_c) and critical contact area (A_c) to form dimensionless parameters. Thus,

$$\omega_c = (\pi CY/2E')^2 R \quad (1)$$

$$P_c = (4/3)(R/E')^2 (C\pi Y/2)^3 \quad (2)$$

$$A_c = \pi^3 (CYR/2E')^2 \quad (3)$$

Where $C=1.295 \exp(0.736\nu)$

E' is defined as

$$1/E' = (1-\nu_1^2)/E_1 + (1-\nu_2^2)/E_2 \quad (4)$$

where E_1 , E_2 , and ν_1 , ν_2 , are Young's moduli and Poisson's ratios of the two materials, respectively. In case of the rigid flat, $E_2 \rightarrow \infty$. The dimensionless parameters are as follows: $\omega^* = \omega/\omega_c$, $P^* = P/P_c$, $A^* = A/A_c$.

3. NUMERICAL RESULTS AND DISCUSSION

The results of the finite element model are presented for a variety of interferences. The materials selected cover steel, grey cast iron and aluminum used in engineering applications. While yield strength and Poisson's ratio are held constant, four different elastic modules (E) are chosen. They are 70, 80, 103, 200 Gpa.

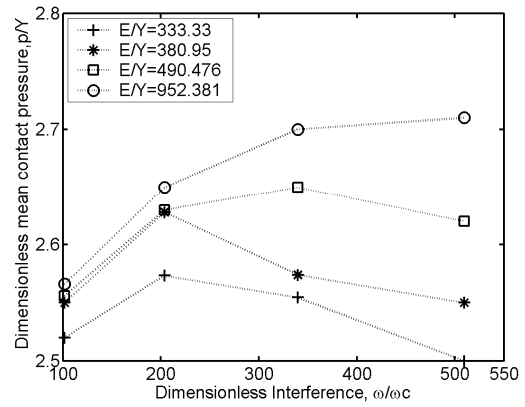


Fig 2. Dimensionless mean contact pressure versus dimensionless interference for $E/Y > 300$.

Fig 2 represents the results of the mean contact pressure to yield strength ratio (p/Y) as a function of dimensionless interference ratio (ω/ω_c) obtained from the finite element analysis. Here the study is made with constant yield strength (Y) and Poisson's ratio (ν). The values of which are taken as 0.21 GPa and 0.32 respectively. With the variation of elastic modulus different E/Y ratios are obtained. Thus the E/Y ratios are 333.31, 380.95, 490.476 and 952.4 for the elastic modulus of 70, 80, 103, 200 GPa respectively. The range of ω/ω_c is from 100 to above 500. It is revealed from Fig 2 that when $E/Y > 300$; the trend obtained is similar to the JG [10] model with small changes in magnitude. JG inferred that a material with higher Y has less mean contact pressure in plastic range. Here material with higher E has higher mean contact pressure as the dimensionless interference increases in the plastic range. MM [14] concluded the material independent behavior for $E/Y > 300$. They had taken the average results of four materials. Moreover they modeled the material of the sphere as an elastic linear hardening material A 1% linear hardening was selected for their work. The present work modeled the material of the sphere as an elastic perfectly plastic material and the results entirely deviate from their result as mean contact pressure to yield strength ratio (p/Y) never reaches 2.8. Fig 3 shows the variation of dimensionless contact load as a function of dimensionless interference, when E/Y is greater than 300. The result indicates the similarity with Quicksall et al. [11] findings. With the increased modulus of elasticity (E) the value of dimensionless load increases in the plastic range.

Dimensionless contact area as a function of ω^* (dimensionless interference) is plotted in Fig 4. The values for dimensionless contact area continue to increase with interference even past fully plastic condition. For the contact area all the models follow the same general trend, but they differ only in magnitude. The result shows that the dimensionless contact area is independent of E when $E/Y > 300$.

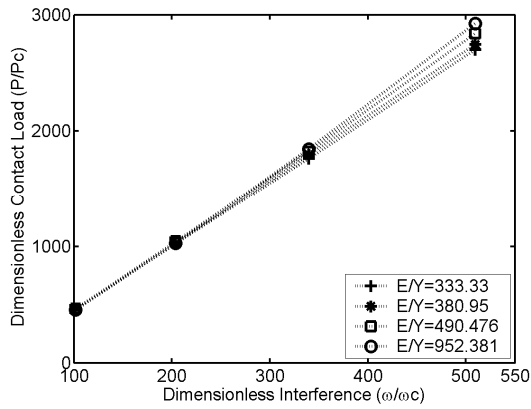


Fig 3. Dimensionless contact load as a function of dimensionless interference for $E/Y > 300$.

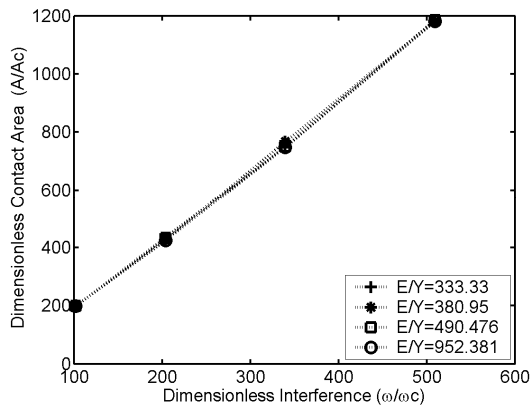


Fig 4. Dimensionless contact area as a function of dimensionless interference for $E/Y > 300$.

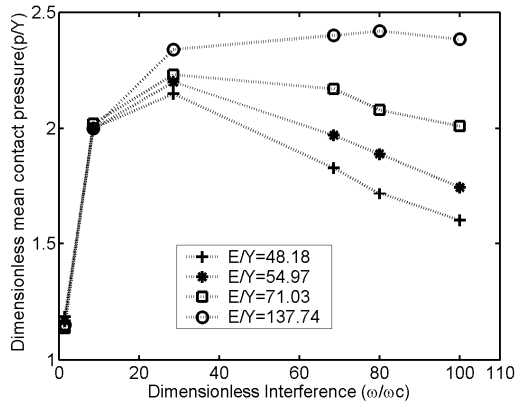


Fig 5. Dimensionless mean contact pressure as a function of dimensionless interference for $E/Y < 300$.

Study is also made for the materials of $E/Y < 300$. For this case Y is taken as 1.619 GPa, with constant Poisson's ratio of 0.32. With four E values of 70, 80, 103 and 200 GPa the corresponding E/Y ratios are 48.178, 54.972, 71.0315 and 137.739 respectively. These values

are well below 300. The behaviors of these materials in elastic as well as in elastic-plastic ranges are also analyzed. The average contact pressure to yield strength ratio is plotted in Fig 5 as a function of dimensionless interference (ω^*). It is clearly evident from the plot that dimensionless mean contact pressure does not reach the value of 2.8 even if for steel with $E = 200$ Gpa. There is a decrease in mean contact pressure after reaching its peak value, though the peak value is dependent on E . As the value of E is increasing peak mean contact pressure also is high. There is a similarity of the trend with the findings of MM [14]. But MM inferred that peak value would reach after the dimensionless interference of 90 only. Present work observed that the peak value of mean contact pressure in all the cases occurred well below the dimensionless interference of 90. It can be seen from the figure 5, the location at which the mean pressure attain its peak value and the magnitude is entirely dependent on modulus of elasticity (E) of the material.

Fig. 6 represents the plot of dimensionless load (P^*) versus ω^* . It is clear from the figure that for different value of E up to the inception of fully plastic contact the trend is linear with marginal change in magnitude. This is similar to the prediction of KE [6]. This trend is not observed in higher interference ratio. Fig. 7 represents the plot of dimensionless contact area with ω^* when $E/Y < 300$. The FEM results from this study indicate that dimensionless contact area decreases slightly with increased elastic modulus of elasticity. Same trend was observed by Quicksall et al. [11].

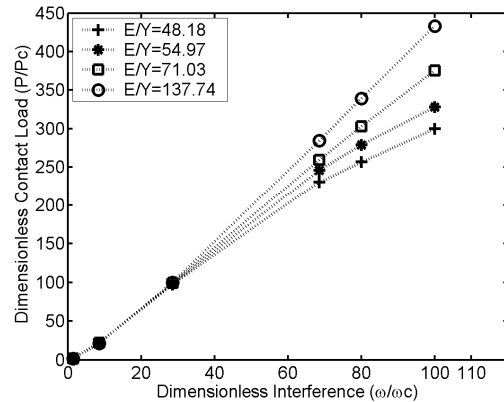


Fig 6. Dimensionless contact load versus dimensionless interference for $E/Y < 300$.

When interference increases, the elastic core completely disappears and the fully plastic region reaches the contact surface as shown in fig 8; thus the transition to the fully plastic state occurs. KE model predicted this transition limited to specific dimensionless ratio of 68. JG [10] and SM [13] predicted that this ratio at which this transition occurs is not constant. In the present work it is observed that this ratio is dependent on E . As the value of E increases the dimensionless ratio at which the transition occurs is also increasing. There is no indication of constant value for the present four E/Y ratio though SM also observed a constant value of 54 when $E/Y < 166.66$. Fig 9 is the plot of ω^* versus E/Y where it is

clear that in the present domain of work SM overestimates the current work marginally. The present work also studied the values of dimensionless contact load, contact area and mean contact pressure with different sphere radii, the study is made with radii of 1, 2, and 3 mm. No significant deviation is observed. Thus it can be inferred that earlier mentioned dimensionless contact characteristics are independent of the sphere radius.

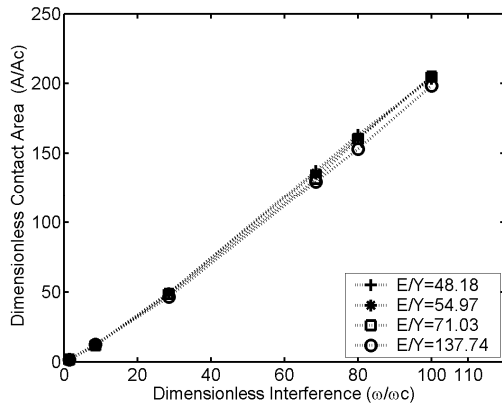


Fig 7. Dimensionless contact area versus dimensionless interference for $E/Y < 300$.

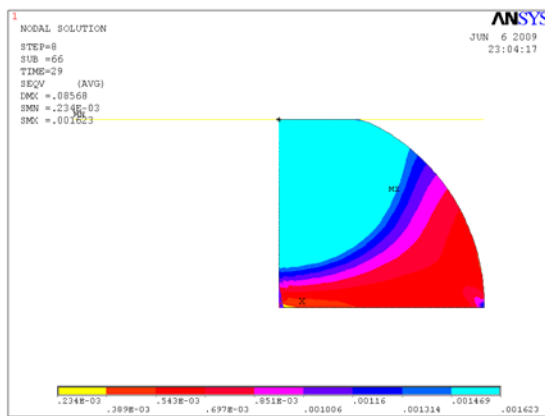


Fig 8. Inception of fully plastic contact

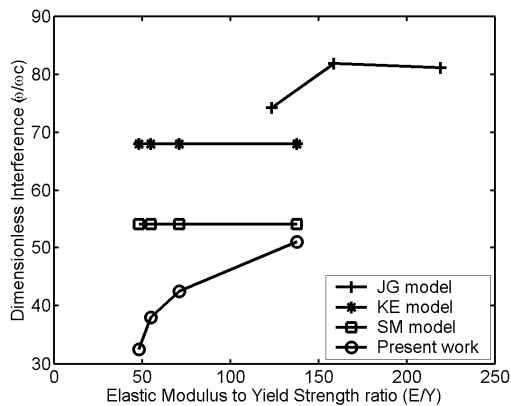


Fig 9. End of elastic-plastic region based on the disappearance of elastic core.

4. CONCLUSIONS

The present work considers 2D axi-symmetric finite element model of an elastic perfectly plastic hemisphere in contact with a rigid flat surface. A comparison is also made with other existing models. The material is modeled as elastic perfectly plastic, and yielding occurs according to the Von Mises criterion. It has been clearly shown that the dimensionless mean contact pressure ratio is not constant at 2.8 in the plastic range but dependent on modulus of elasticity whether E/Y is greater or lesser than 300. But the peak value (i.e. maximum mean contact pressure ratio), the dimensionless interference at which this value occurs, the trend of changing is dependent on E/Y ratio. Dimensionless contact area, contact load also depends on modulus of elasticity. But dimensionless contact load, contact area and mean contact pressure is independent of changing radius of sphere. The development of the elastic core and the transition to the plastic region within the surface for the wide range of interference is studied using Von Mises stress. It is observed that the dimensionless interference ratio at the instance when the plastic region fully covers the surface is dependent on the values of modulus of elasticity when other properties are kept constant.

5. NOMENCLATURE

Symbol	Meaning	Unit
P	Contact load	N
R	Radius of the sphere	mm
p	Pressure	GPa
ω	Interference	μm
A	Contact area	μm^2
E	Modulus of Elasticity	GPa
Y	Yield strength of sphere	GPa
ν	Poisson's ratio	

5.1 Subscripts

c = critical values

5.2 Superscripts

/ = equivalent

* = dimensionless

6. REFERENCES

- Greenwood, J. A. and Williamson, J. B. P., 1966, "Contact of nominally flat surfaces." Proc. R. Soc. London, Ser. A, 295: 300-319.
- Timoshenko, S. and Goodier, J. N., 1951, "Theory of Elasticity", McGraw-Hill, New York
- Abbott, E. J. and Firestone, F. A., 1933, "Specifying surface quality – A method based on accurate measurement and comparison", ASME J. Mech. Engg., 55:569-572.
- Chang, W. R., Etsion, I. and Bogy, D. B., 1987, "An elastic-Plastic model for the contact of rough surfaces," ASME J. Tribol., 109:257-263.
- Zhao, Y., Maietta, D. M. and Chang, L., 2000, "An asperity micro contact model incorporating the

- transition from elastic deformation to fully plastic flow”, ASME J. Tribol., 122(1):86-93.
6. Kogut, L. and Etsion, I., 2002, “Elastic-plastic contact analysis of a sphere and a rigid flat,” J. Appl. Mech., 69:657-662.
 7. Tabor, D., 1951, “The hardness of metals”, Clarendon Press Oxford.
 8. Kogut, L. and Etsion, I., 2003, “A semi-analytical solution for the sliding inception of a spherical contact”, ASME J. Tribol., 125:499-506.
 9. Brizmer, V., Kligerman, Y. and Etsion, I., 2005, “The effect of contact conditions and material properties on the elasticity terminus of a spherical contact,” Int. J. Solids and Structures, 43: 5736-5749.
 10. Jackson, R. L. and Green, I., 2005, “A finite element study of elasto-plastic hemispherical contact against a rigid flat”, ASME J. Tribol., 127: 343-354.
 11. Quicksall, J. J., Jackson, R. L. and Green, I., 2004, “Elasto-plastic hemispherical contact models for various mechanical properties”, J. Engg Tribol., 218: 313-322.
 12. Jackson, R., Chusoipin, I. and Green, I., 2005, “A finite element study of the residual stress and deformation in hemispherical contacts”, ASME J. Tribol., 127:484-493.
 13. Shankar, S. and Mayuram, M. M., 2008, “A finite element based study on the elastic –plastic transition behavior in a hemisphere in contact with a rigid flat”, ASME J. Tribol., 130:1-6.
 14. Malayalamurthi, R. and Marappan, R., 2008, “Elastic-plastic contact behavior of a sphere loaded against a rigid flat.” Mech. Adv. Mat. Struct., 15: 364-370

7. MAILING ADDRESS:

Biplab Chatterjee
 Department of Mechanical Engineering,
 Jadavpur University, Kolkata, India
 E-mail: psjume@gmail.com